

VOLUME (l)
VOLUMEN (l)

MAX. LOAD (kg)
MAX. BELASTUNG (kg)

FLOOR LOAD (kg/m²)
BODENBELASTUNG (kg/m²)

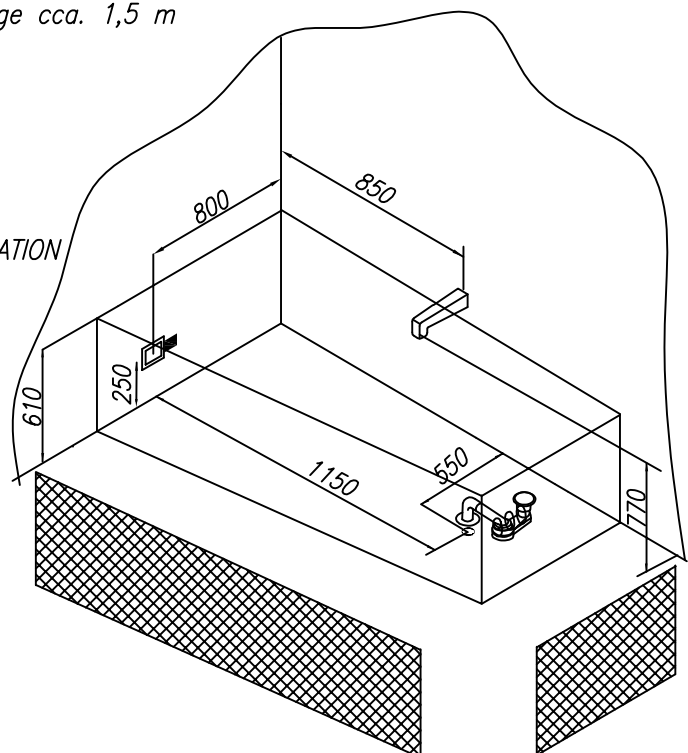
305

435




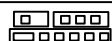






285

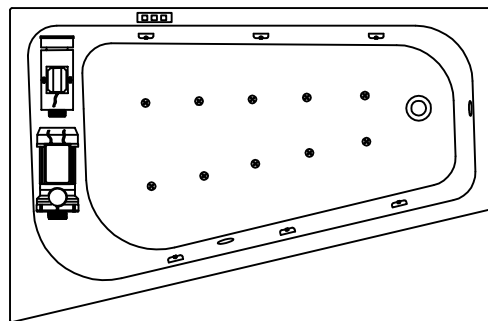
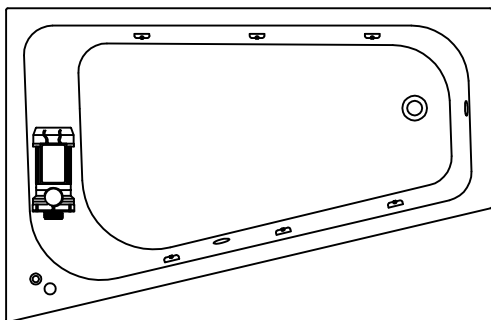
- - Spot for el. cable 3×2.5mm², length approx. 1m
- Platz Stromkabel 3 × 2,5 mm², Länge cca. 1 m
- - Spot for el. cable 1×6mm² for earthing, length approx. 1.5m
- Platz Stromkabel 1 × 6 mm² für Erdung, Länge cca. 1,5 m
- - Drain spot Ø 50mm
- Abflussplatz Ø 50 mm
- ▨ - Panel - option
- Möglichkeit - Schürze

**INSTALLATION RECOMMENDATION
MONTAGEEMPFEHLUNG**



Recommended overflow set Vorgeschlagene Überlaufgarnitur	PAL 650
Recommendations for the installation of bathtub without panel Empfehlungen für die Montage von Badewannen ohne Schürze	Nr. MK 03
Recommendations for the installation of bathtub with panel Empfehlungen für die Montage von Badewannen mit Schürze	Nr. MK 01
Option of the built-in bathtub base Möglichkeit des Sockels für die Badewannen ohne Schürze	Nr. MK 07 1001 / L
Option of the bathtub base with panel Möglichkeit des Sockels für die Badewannen mit Schürze	pre-assembled vormontiert

- | | | | | |
|---|---|---|--|--|
|  - PUMP
- WASSERPUMPE |  - WATER JETS
- WASSERDÜSEN |  - AIR CONTROLLER
- LUFTRGLEGER |  - ELECTRONIC SWITCHES
- ELEKTROSCHALTER |  - FIXTURE AND SHOWER HANDLE
- WASSERHAHN UND DUSCHE |
|  - BLOWER
- LUFTPUMPE |  - AIR JET
- LUFTDÜSE |  - PNEUMATIC SWITCH
- PNEUMATIKSCHALTER |  - LIGHT OR CHROMOTHERAPY
- LICHT- ODER CHROMOTHERAPIE |  - MICROJET SWITCH
- SCHALTER FÜR MIKRODÜSEN |



WATER MASSAGE SYSTEM 1 WASSERMASSAGESYSTEM 1

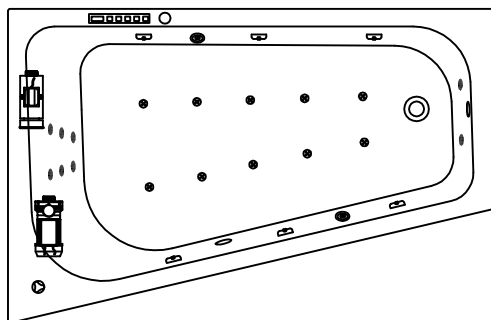
- | | |
|--------------------|-------------------------|
| - PUMP P=800W | - WASSERPUMPE P = 800 W |
| - PNEUMATIC SWITCH | - PNEUMATIKSCHALTER |
| - AIR CONTROLLER | - LUFTRGLEGER |
| - 6 WATER JETS | - 6 WASSERDÜSEN |

WATER AND AIR MASSAGE SYSTEM

- PUMP P=800W
- BLOWER P=800W
- ELECTRONIC SWITCH
- 6 SUPER WATER JETS
- 10 AIR JETS

WASSER UND LUFT MASSAGESYSTEM

- WASSERPUMPE P = 800 W
- LUFTPUMPE P = 800 W
- ELEKTROSCHALTER
- 6 SUPER-WASSERDÜSEN
- 10 LUFTDÜSEN

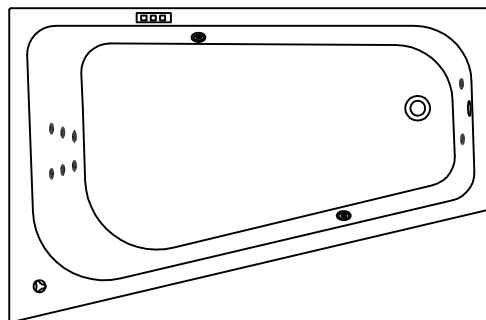


VITAL MASSAGE SYSTEM

- PUMP P=1250W
- BLOWER P=800W
- HEATER P=1500W
- ELECTRONIC SWITCH
- AIR CONTROLLER
- 6 SUPER WATER JETS
- 10 AIR JETS
- OZONE FOR DISINFECTION
- CHROMOTHERAPY
- 6 MICROJETS FOR BACK
- 2 MICROJETS FOR FEET

VITAL MASSAGESYSTEM

- WASSERPUMPE P = 1250 W
- LUFTPUMPE P = 800 W
- HEIZKÖRPER P = 1500 W
- ELEKTROSCHALTER
- LUFTRGLEGER
- 6 SUPER WASSERDÜSEN
- 10 LUFTDÜSEN
- OZON FÜR DESINFEKTION
- CHROMOTHERAPIE
- 6 MIKRODÜSEN FÜR RÜGKEN
- 2 MIKRODÜSEN FÜR FÜSSE



- | | |
|-----------------------------------|---|
| - OPTION 6 MICROJETS P=1250W | - MÖGLICHKEIT MIKRODÜSEN 6 P = 1250 W |
| - OPTION TWO ADDITIONAL MICROJETS | - MÖGLICHKEIT ZWEI ZUSÄTZLICHE MIKRODÜSEN |
| - OPTION CHROMOTHERAPY | - MÖGLICHKEIT CHROMOTHERAPIE |